



Faculty: ART and DESIGN


Qualification: GCSE

Art, 3D OR Textiles

*Information as part of this presentation is based on current qualifications studied at Beacon Hill Academy

Course Content

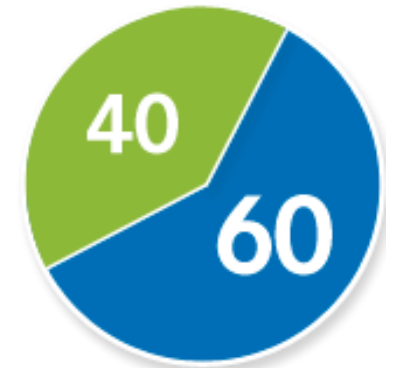
What is ART AND DESIGN?



There are 3 subjects in this qualification to choose from-

- Art
- Textiles
- 3D

**please note that because this is the same qualification, learners cannot pick more than one.*



This course is 100% controlled assessment. 60% portfolio and 40% external task.

You are assessed on two components:

Component 1: The portfolio, worth 60% of your grade

Component 2: The external task, worth 40% of your grade

Course Outline

Fine Art



Similarities-

60% Coursework (portfolio)

40% Exam. 10 hour exam.

Folder work based on artists and ideas.

Creative and ideas based.

Differences-

Must be able to draw/ sketch or paint.

Normally done on paper or canvas.

Textiles



Similarities-

60% Coursework (portfolio)

40% Exam. 10 hour exam.

Folder work based on artists and ideas.


Creative and ideas based.

Differences-

More design focused instead of drawing.

Done out of fabric, hand and machine, so therefore, 3d or textured in nature.

3D



Similarities-

60% Coursework (portfolio)

40% Exam. 10 hour exam.

Folder work based on artists and ideas.

Creative and ideas based.

Differences-

More design focussed, especially 3D.

Lots of making samples and models.

3D outcome, wood, metal and plastic.

What to expect

These next few slides are going to be addressing-




- *What the course lessons look like?*
- *The expectation*
- *What are the misconceptions?*
- *Advice on who should choose an Art and Design subject.*

Grade 8 and 9 Example

➤ What the course lessons look like?

- You will have 3 lessons a week.
- In the first few months, each activity is on a step by step basis to build knowledge and confidence.
- After Christmas you have a lot more flexibility and free choice because it's based on your interests.

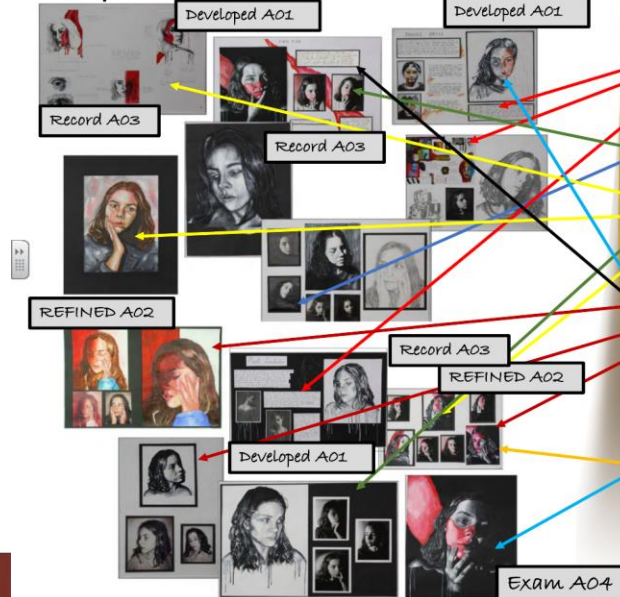
Example...



In my opinion this is not enough work for all of the months that you have... do more but keep it RELEVANT.

- ✓ 2/3 artists. Analysed, personal opinion and personal response/ copy of style.
- ✓ Primary research- ie photos preferably edited. Primary research and artist style merged
- ✓ Developments- Range of 2-3 medias, explained what worked and what didn't Range (several) of appropriate backgrounds and compositions (developments)
- ✓ Annotations and small evaluations to explain thought process.
- ✓ Clear use of artists styles to develop and produce piece.
- ✓ Final piece

Explained...



- ✓ 2/3 artists. Analysed, personal opinion and personal response/ copy of style.
- ✓ Primary research- ie photos preferably edited
- ✓ Primary research and artist style merged
- ✓ Range of 2-3 medias, explained what worked and what didn't
- ✓ Range (several) of appropriate backgrounds and compositions (developments)
- ✓ Annotations and small evaluations to explain thought process.
- ✓ Clear use of artists styles to develop and produce piece.
- ✓ A practised one done (before the exam)

PORTFOLIO

60%

EXTERNAL

40%

Component 1- Year 10

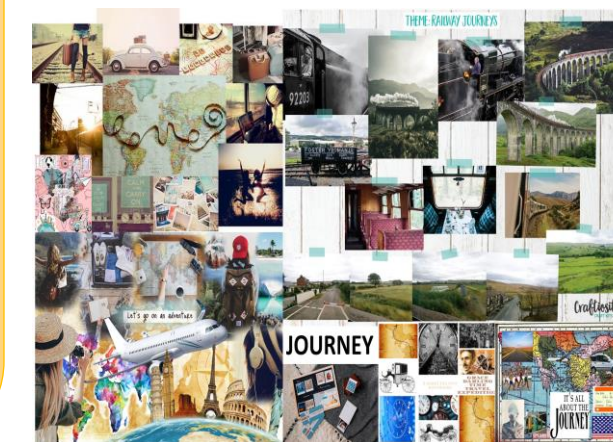
Non-exam Assessment Skills Building

Exploring Different Styles of Art and Design Linked to Themes

Explore skills and techniques to find learners strengths and to increase confidence.

The Themes-

- Funfair- September
- Erosion- October
- Flights of Fancy- November
- Water- December
- Journey- January- April. Practice Project
- **Start Portfolio 60% after Easter**



Flights of Fancy



Water



Misconceptions about the courses/exam

➤ What are the misconceptions?

1- You only draw in art.

- *False- Drawing helps but you can also use photography, stencils, abstract paintings and you choose what you are interested in.*

2- Textiles is for girls and 3D is for boys.

- *False- The majority of fashion designers are male and we have boys in year 10.*
- *We have girls successfully doing 3D in year 10 and 11.*



3- It's hard work and you do loads at home.

- *True/ false- As with all subjects, if you use lesson time effectively then you will not need to do an excessive amount at home. Although, I have never known anyone get a 7+ without doing some work at home. The more you put in, the more you get out.*



4- THE EXAM

- This is 100% classwork so you finish by April and can then focus on your exam subjects.
- The exam is 10 hours BUT it is broken up with breaks and flies by.
- You essentially make or draw the piece/ product that you have planned during 2 days. For example these pictures. No revision. No stress (if you are prepared).





V/S



➤ Advice on who should choose an Art and Design subject.

Year 9	Topic	Grade	Against target	Effort
Autumn 1	Mind maps/ mood boards	3+(6-)	WBT BT OT AT WAT	5
Autumn 2	Skulls- Vanitas, M.Quinn and D.Hirst	3=	WBT BT OT AT WAT	5+
Spring 1	Mark Powell. Faces/ hands		WBT BT OT AT WAT	
Spring 2	Karl Blossfeldt- flowers		WBT BT OT AT WAT	
Summer 1	Roger Nellens- drawings		WBT BT OT AT WAT	
Summer 2	Sculpture/ Final piece		WBT BT OT AT WAT	

✓ If you have OT,AT,WAT on the front of your book.

✓ If you have a star Sticker

✓ If you have dramatically improved over the last few months.

✓ If you really enjoy it.

✓ If you are prepared to put the effort in.



Success
requires
effort.



Don't just listen to us



Hear from the pupils



Sponsored by
Dudley College of Technology

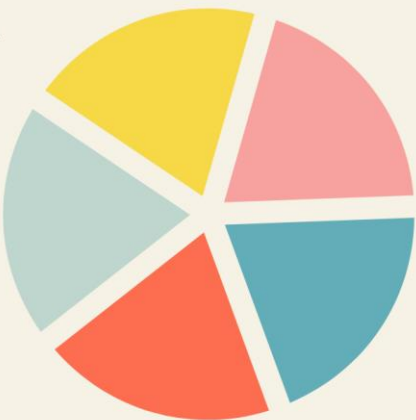


What next?

“There are many art jobs that pay well , with some art jobs that pay over **£100,000 per year.**” Indeed, 2023

BENEFITS OF PROCESS ART

- Opportunities for creativity, independence & imagination to thrive.
- Explore the limitations & possibilities of materials.
- Gain self confidence by bringing ideas to life.
- Embrace experimentation & mistakes as part of the creative process.
- Use creative & critical thinking skills.



TINKERLAB

Take a closer look at the printed posters around the department. Art Tea





For more information see our
Options Booklet and email any
questions to:
options@beaconhillacademy.org.uk